



Headteacher: Chris Thomas-Unsworth

Tuesday 3rd September 2024

Spelling Shed for children in Years 2 to 6

Dear Parents and Carers,

We are writing to you with information about the new spelling scheme which we are introducing for children in Years 2 to 6.

Why use the Spelling Shed?

Spelling is an essential skill for success in all areas of the curriculum and important for communication in everyday life. Spelling Shed is a research-based scheme and is constructed on the principle that pupils learn best when they are taught about the patterns and rules of spelling and transfer this knowledge whenever they write. The scheme helps children to practise spelling through a sequence of weekly teacher-led lessons and interactive, online game activities at home.

What is Spelling Shed?

'Spelling Shed' is designed to help children improve their spelling skills using a multilayered approach: phonological (sounds in a word), orthographic (patterns), etymological (early origins of the word) and morphological (how meaning of a word influences its spelling) knowledge. Repeated practice, short-term retrieval and small-step goal achievement are key to spelling improvement.

How does Spelling Shed work?

The games give four different degrees of support in the form of difficulty modes: easy, medium, hard and extreme. Higher levels allow a higher score to be achieved, but children can practise as much as they like on lower levels before trying to gain higher ones. The scores achieved give a league position and each class has its own combined league position within a school league as well as a world league, similar to TTRockstars. Your child's teacher will set lists of words as assignments and will monitor their progress via the system. Your child should practise these words using the assignments. Children will be quizzed on the word list in their Spelling Book each Monday which they will bring home each day so you can see how they are progressing in the quizzes. Children will also still be given lengthier spelling tests of all the Common Exception Words or Statutory Words, known as Challenge Words in Spelling Shed, 3 times a year (in terms 2, 4 and 6) as part of our assessment cycle in English.

When will Spelling Shed start?

We are launching this scheme on Monday 9th September 2024 for year 3 to 6. Year 2 will begin Spelling Shed in Term 3, January, when the Little Wandle phonics programme is complete. Children will come home with their individual log-in details in the front of their Reading Records and will have been introduced to the online provision in-class. Once your child has their login information, they can access our online game via <https://play.spellingshed.com>. New spelling lists will go 'live' each Monday. We are looking forward to adopting this new scheme and the enthusiasm it will generate across the school. If you would like to find out more about Spelling Shed, we will be running an information session on Wednesday 11th September at 3:20pm. More information can be found in the Parent Guide attached.

Thank you for your support in working with us as we work to establish it across KSI and KS2.

Kind Regards,

Jess Scott

(Year 6 teacher, Key Stage 2 and English Lead)

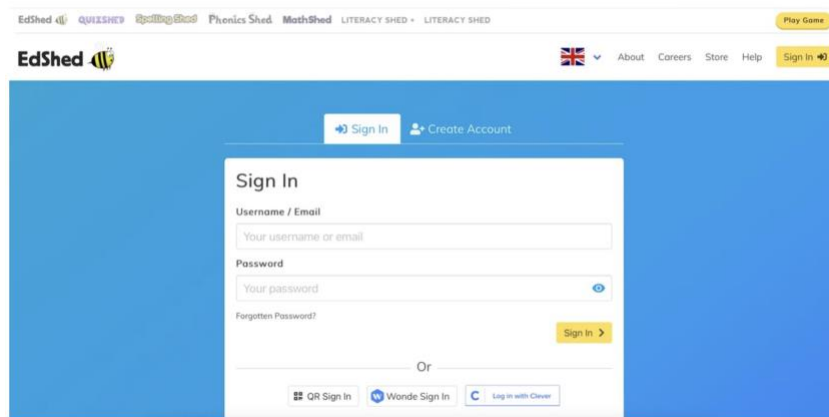
Parent Guide

Spelling Shed is a fun website where children practise their spellings by playing various, different spelling games. All children in Years 2 to 6 have their own individual log ins and have weekly assignments that have been set by their class teacher.

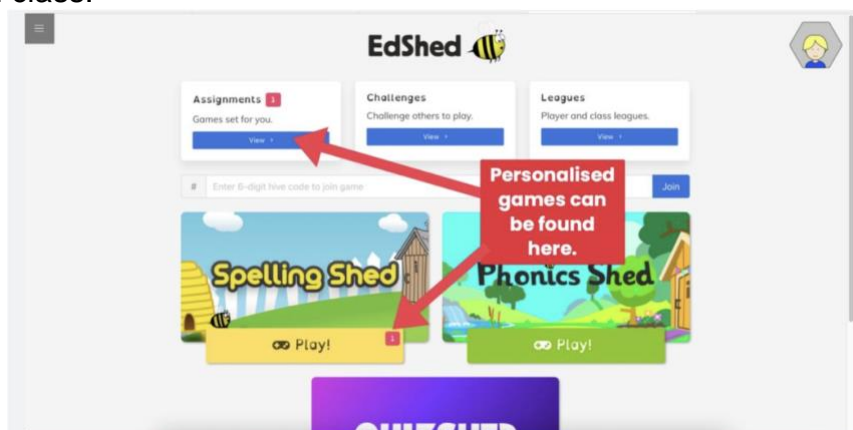
Here is a step-by-step guide that explains how you can help your child access Spelling Shed from home.



Visit <https://www.edshed.com/en-gb/login> and enter your child's username and password. Log in details can be found in the front of your child's Reading Record.



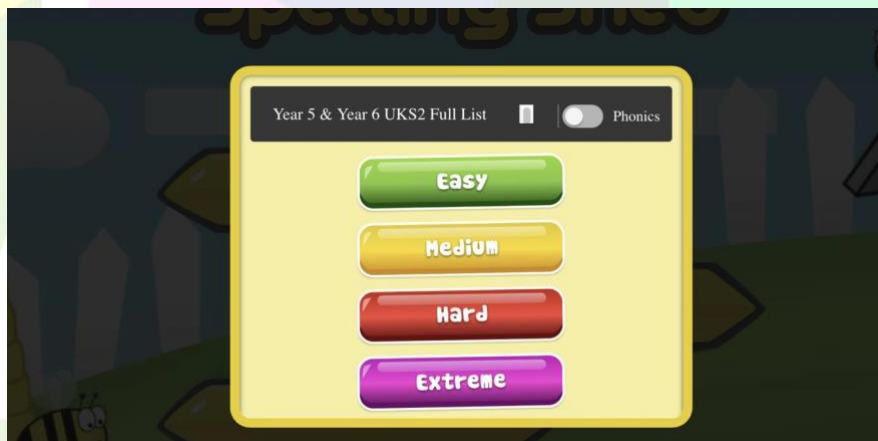
Once they have logged in, they will see the home screen below. On the home screen they will be able to access specific assignments that have been set by their class teacher. The assignments will include games that consist of their weekly spellings. The assignments will be updated each Monday to reflect their weekly spellings. Your teacher may also set you some SPAG games to practise what you are learning in class.



When you click on 'assignments', it will allow children to practise their weekly spellings and explore 'more lists', these are games which are generic spelling games. They are supportive and beneficial but do not reflect your child's weekly spellings. Therefore, please encourage your child to complete the set assignment before playing other games.



When you have clicked on your child's assignment for the week, they will then be given the option of a few different games to play. They will also be given the option to select the level of difficulty for each game from easy to extreme.



Easy - You will be shown the word as well as hearing it and you will only see the letters you need to spell it. **Medium** - You can listen to the word and you will only have the letters you need.

Hard - You can listen to the word but you will have a few extra letters added

Extreme - You will hear the word and you have a full keyboard of letters

These levels of difficulty apply to solo and hive games. Games completed on easier levels will give the player a lower score and lower ranking. The teacher will be able to see which levels have been chosen for each game.

This is what the game looks like on the Extreme level. The word can be typed using a keyboard or clicked with a mouse and you can use the 'enter' key or the green tick to submit the word. If you are using the game on a tablet, the letters can be tapped and the green tick used to submit the word.



Scoring and Honey Pots

When playing any of the Spelling Shed games, a score and honey pots will be awarded depending how well you have done.

The score you build will add to different spelling shed leagues meaning each child can compete with each other in a class, different classes can compete with each other in a school and each school competes against other schools in the world leagues. The leagues can be seen by clicking the menu button on the top left of the screen.

Honey pots can be used to buy clothes, accessories and backgrounds for your avatar. Teachers are able to add or remove honey pots for each user.

